


Glider



LED Transparent Pendant Light

Sheenly new Transparent Series Pendant Light Glider is design for offices lighting. As transparent and frameless, it is perfectly suitable for classic workplace environment and the creative communication zone where ambient light is required.

Features

- 125lm/W
- Attractive, ultra-thin, modern and unique photometric design
- Visually appealing light with minimal glare
- 2 different lengths to suit applications

Applications

A perfect luminaire for open space area in various applications such as:

- Offices
- Lobbies
- Conference Rooms

Specifications

Dimension ([mm])

| | |
|-----|-------------|
| 30W | 1250*350*35 |
| 40W | 1550*350*35 |

Power & Lumen Output

| | |
|-----|-----------------|
| 30W | 3700 lm @ 4000K |
| 40W | 5000 lm @ 4000K |

Color Temperature

| | |
|---------------|-------------|
| Warm White | 3000 ± 200K |
| Natural White | 4000 ± 250K |
| Pure White | 5700 ± 350K |

Color Rendering Index

>80

Rated Life (L70)

50,000 Hours

Housing

Aluminum

Beam Spread

360°

Operating Temperature

-20°C to +40°C (Amb.)

Input Voltage

220-240V/AC

Power Factor

>0.95

Glow Wire

650 °C

IP

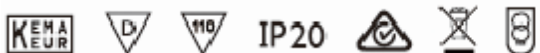
IP20

IK

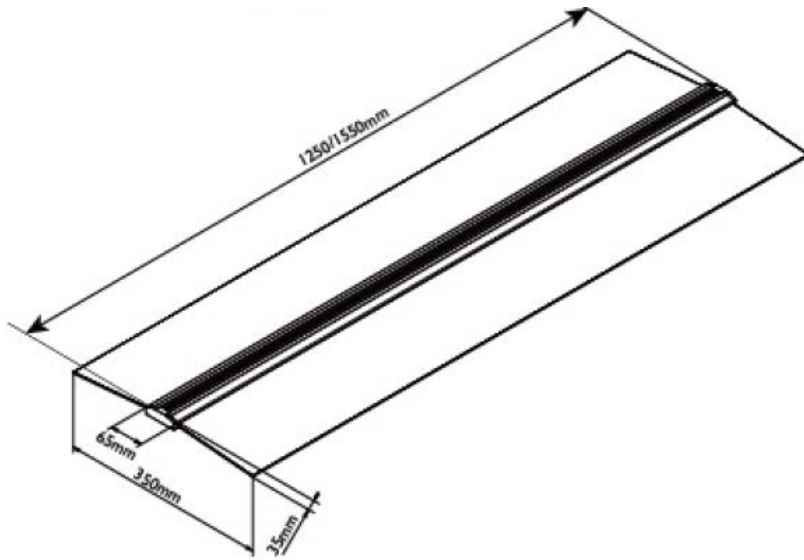
IK05

Installation

Pendent Mounted



Dimension



Ordering Information

| Sheenly | Class | Watt | CCT | Model | Options |
|---------------------|-----------------|------------|---|-------|---------|
| SL=Sheenly Lighting | PAN=Panel Light | 30W 40W | WW=3000 ±200K NW=4000 ±250K PW=5000 ±350K | GD | |

*Standard finishing comes in Sliver, for other finishing color please specify when place the order.

| Part Number | Power | CCT | Lumen Output (lm) | Beam | Dimension (mm) |
|------------------|-------|-------------|-------------------|------|----------------|
| SL-PAN-30W-WW-GD | 30W | 3000K ±200K | 3500 | 360° | 1250*350*35 |
| SL-PAN-30W-NW-GD | | 4000K ±250K | 3700 | 360° | |
| SL-PAN-30W-PW-GD | | 5700K ±350K | 3700 | 360° | |
| SL-PAN-40W-WW-GD | 40W | 3000K ±200K | 4800 | 360° | 1550*350*35 |
| SL-PAN-40W-NW-GD | | 4000K ±250K | 5000 | 360° | |
| SL-PAN-40W-PW-GD | | 5700K ±350K | 5000 | 360° | |

Packing Information

| Part Number | Pcs./Inner box | Master Carton Size[mm] | Pcs./Master Carton | Pcs./20' Container | Pcs./40' Container |
|------------------|----------------|------------------------|--------------------|--------------------|--------------------|
| SL-PAN-30W-WW-GD | 1 | L1310*W410*H315 | 5 | 480 | 960 |
| SL-PAN-30W-NW-GD | 1 | L1310*W410*H315 | 5 | 480 | 960 |
| SL-PAN-30W-PW-GD | 1 | L1310*W410*H315 | 5 | 480 | 960 |
| SL-PAN-40W-WW-GD | 1 | L1610*W410*H315 | 5 | 360 | 840 |
| SL-PAN-40W-NW-GD | 1 | L1610*W410*H315 | 5 | 360 | 840 |
| SL-PAN-40W-PW-GD | 1 | L1610*W410*H315 | 5 | 360 | 840 |



Shanghai Sheenly Lighting Co., Ltd.

No. 1688 Lianhang Road, Bldg 22, Shanghai 201112, China

Tel: (+86)-21-6411 3138 Fax: (+86)-21-6411 3862

*All specifications subject to change without notice.

©2009-2018 Sheenly Lighting all rights reserved.